





EYFS Home Learning

SPRING 1

The activities in this document mirror the teaching and learning taking place in the classroom this term. Please do aim to complete some of these activities alongside reading together every day, work can be submitted via Class Dojo.

<p>Find some traditional tales and read some together. Draw your favourite character from one of the stories.</p>	<p>Practice your number formation by writing the numbers 0-10 on paper and mixing them up. As a challenge – can you put them in the correct order?</p>	<p>Continue to practice getting dressed your self in the morning including putting on your socks and shoes. Can you zip your coat up?</p>	<p>Could you use some puppets or cuddly toys to act out your favourite traditional story?</p>
<p>Play a board game together, such as snakes and ladders to encourage turn taking and working together.</p> 	<p>Could you find 5 objects in your home. Put them in order from tallest to shortest. Could you measure them with a ruler?</p>	<p>Go on a 3d shape hunt at home! What shapes can you spot? Talk about how many sides, corners and faces each shape/object has.</p> 	<p>Could you read some special stories from the Bible. Eg Noah's Ark Talk about why they are special.</p>
<p>Use your phonics flash cards to recap all the sounds. Can you make up some cvc word eg mat, sad etc. Use your fred talk to read the words.</p>	<p>Play What's the time Mr Wolf. Use time vocabulary such as yesterday, tomorrow, afterwards etc.</p>	<p>Use RWI to practice blending at home- https://schools.ruthmiskin.com/training/modules/66</p>	
<p>Bake some Gingerbread men together by following the instructions. Be careful he doesn't run away!</p> 	<p>Write a list of three things you can do to help you to stay healthy.</p> 	<p>Could you make a strong bridge for the Billy Goats Gruff to cross? Think about what you could use.</p>	<p>Create some repeating patterns together- how many colours can you use? What patterns can you spot in your home?</p> 