

1) Complete the sentences:
The angle in the corner of a square is called _____ angle.

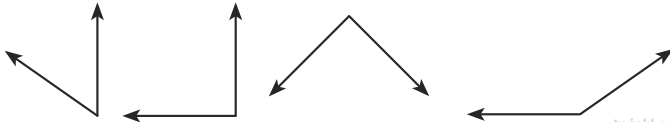


A right angle is the same as a _____ turn.

2) Colour any shapes with right angles, then mark each right angle with a small square using your pencil or pen:



3) Toby the turtle turned a quarter of a circle clockwise to make a right angle. Circle the pair of arrows that shows his start and end.



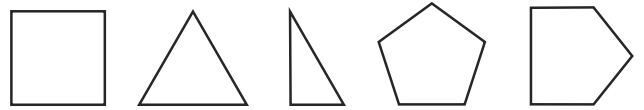
twinkl.com

1) Complete the sentences:
The angle in the corner of a square is called _____ angle.

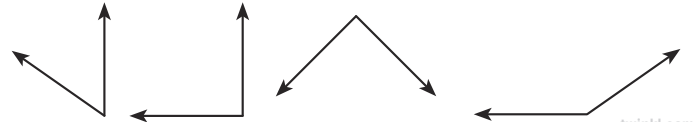


A right angle is the same as a _____ turn.

2) Colour any shapes with right angles, then mark each right angle with a small square using your pencil or pen:



3) Toby the turtle turned a quarter of a circle clockwise to make a right angle. Circle the pair of arrows that shows his start and end.



twinkl.com

1) Write your own name here in capital letters: _____



How many right angles can you find in your name? _____

2) Circle the odd one out:



Explain why you chose it:



twinkl.com

1) Write your own name here in capital letters: _____



How many right angles can you find in your name? _____

2) Circle the odd one out:



Explain why you chose it:



twinkl.com

1) Draw a line to match the shape to the description:



My shape has more than double the number of right angles that Akeem's shape has.

Caroline



My shape has three right angles.

Akeem



My shape has fewer right angles than Caroline's.

Harvey



2) Draw a **picture** with exactly 20 right angles. Use squared paper to help.

twinkl.com

1) Draw a line to match the shape to the description:



My shape has more than double the number of right angles that Akeem's shape has.

Caroline



My shape has three right angles.

Akeem



My shape has fewer right angles than Caroline's.

Harvey



2) Draw a **picture** with exactly 20 right angles. Use squared paper to help.

twinkl.com